



Dependable power for mission critical operations



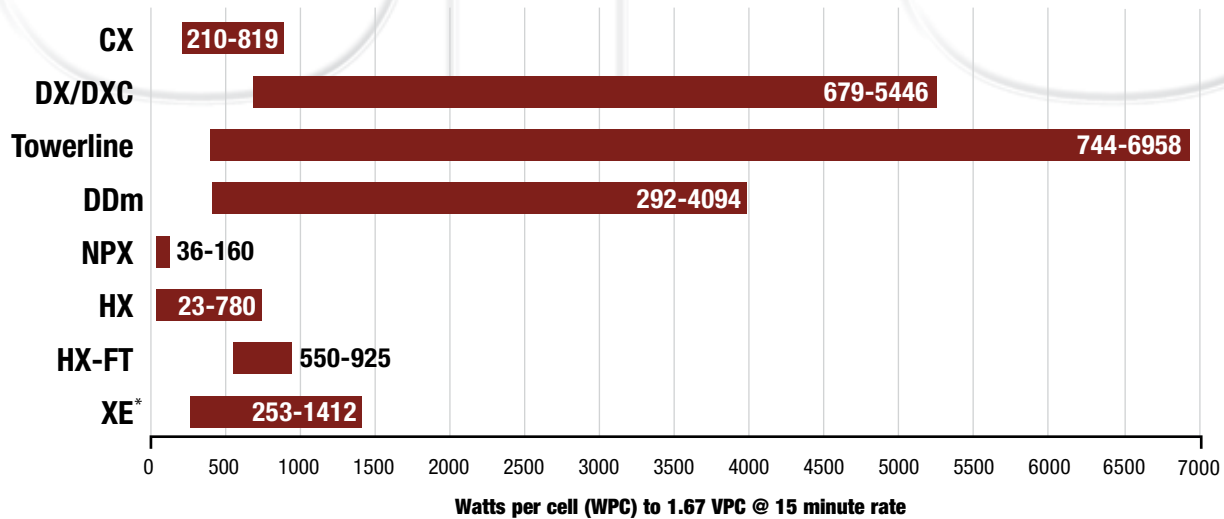
Available exclusively from EnerSys, the world leader in stored power solutions.

Power through it all with EnerSys

With the growth of integrated networks and systems, dependence on continuous power has never been more critical. As the global leader in stored energy solutions, EnerSys provides a wide range of reserve power batteries for uninterruptible power supply (UPS) markets worldwide.

With large manufacturing plants strategically located throughout Asia, Europe and North and South America, combined with a strong global sales and support team, and world-leading technology, our customers benefit from supply reliability and high quality products designed to meet their UPS needs.

UPS Product Offering



Flooded Product Solutions



DataSafe® CX-M

The DataSafe® CX-M calcium multi-cell flat plate battery is optimized for high performance and provides excellent short duration discharge rates.



Features and Benefits

- Capacity: 240-819 WPC (Watts per Cell)
- Designed for UPS applications
- Design life: 20 years @ 77°F (25°C)
- Lead plated copper posts provide high 1-minute rates
- Rated at 100% capacity at initial discharge
- Long life Slide-Lock™ post seal design
- Flame retardant cover and container available
- Manufactured in EnerSys® ISO 9001:2008 registered production facilities

Type*	Nominal Voltage (V)	Watts/Cell**		Nominal Dimensions						Typical Weight Unpacked	
		15 min rate to 1.67 @ 77°F (25°C)		Length***		Width		Overall Height incl. Terminals		kg	lbs
				mm	in	mm	in	mm	in		
2CX-5MB	4	240		178	7.0	229	9.0	375	14.8	20	44
3CX-5MB	6	240		178	7.0	229	9.0	375	14.8	30	65
2CX-7MB	4	354		178	7.0	229	9.0	375	14.8	22	49
3CX-7MB	6	354		178	7.0	229	9.0	375	14.8	31	73
2CX-9MB	4	484		310	12.2	229	9.0	375	14.8	33	72
3CX-9MB	6	484		310	12.2	229	9.0	375	14.8	49	107
2CX-11MB	4	598		310	12.2	229	9.0	375	14.8	35	76
3CX-11MB	6	598		310	12.2	229	9.0	375	14.8	52	114
2CX-13MB	4	710		310	12.2	229	9.0	375	14.8	37	81
3CX-13MB	6	710		310	12.2	229	9.0	375	14.8	55	121
2CX-15MB	4	819		310	12.2	229	9.0	375	14.8	38	84
3CX-15MB	6	819		310	12.2	229	9.0	375	14.8	57	125

* Prefix indicates number of total cells per jar. Suffix number indicates total plates per cell.

** Specific gravity 1.250, 1.215 also available

*** 0.25 inches must be added between units for spacing purposes when calculating total battery length.



DataSafe® DX

The DataSafe® DX calcium flat plate battery offers superior high rate performance for mission critical 7x24 applications.



Features and Benefits

- Capacity: 701-5447 WPC (Watts per Cell)
- Designed for UPS applications
- Design life: 20 years @ 77°F (25°C)
- Rated at 100% capacity at initial discharge
- Long life Slide-Lock™ post seal design
- Flame retardant cover and container available
- Manufactured in EnerSys ISO 9001:2008 registered production facilities

Type*	Nominal Voltage (V)	Watts/Cell**		Nominal Dimensions						Typical Weight Unpacked	
		15 min rate to 1.67 @ 77°F (25°C)		Length***		Width		Overall Height incl. Terminals		kg	lbs
				mm	in	mm	in	mm	in		
4DX-5B	8	701		241	9.5	406	16.0	558	22.0	116	256
4DX-7B	8	1033		241	9.5	406	16.0	558	22.0	138	303
4DX-9B	8	1353		241	9.5	406	16.0	558	22.0	161	353
4DX-11B	8	1731		424	16.7	406	16.0	576	22.7	231	507
4DX-13B	8	2035		424	16.7	406	16.0	576	22.7	253	557
4DX-15B	8	2334		424	16.7	406	16.0	576	22.7	276	606
4DX-17B	8	2639		424	16.7	406	16.0	576	22.7	298	656
4DX-19B	8	2919		513	20.2	406	16.0	576	22.7	354	781
4DX-21B	8	3289		513	20.2	406	16.0	576	22.7	377	830
2DX-19B	4	2919		241	9.5	406	16.0	576	22.7	170	373
2DX-21B	4	3289		308	12.1	406	16.0	576	22.7	204	448
2DX-23B	4	3578		308	12.1	406	16.0	576	22.7	215	473
2DX-25B	4	3851		308	12.1	406	16.0	576	22.7	227	499
2DX-27B	4	4282		424	16.7	406	16.0	576	22.7	267	587
2DX-29B	4	4583		424	16.7	406	16.0	576	22.7	279	613
2DX-31B	4	4872		424	16.7	406	16.0	576	22.7	290	638
2DX-33B	4	5163		424	16.7	406	16.0	576	22.7	301	663
2DX-35B	4	5447		424	16.7	406	16.0	576	22.7	309	680

* Prefix indicates number of total cells per jar. Suffix number indicates total plates per cell.

** Specific gravity 1.250, 1.215 also available

*** 0.25 inches must be added between units for spacing purposes when calculating total battery length.

Flooded Product Solutions



DataSafe® DXC

The DataSafe® DXC calcium flat plate battery offers enhanced cycling performance for mission critical 7x24 applications.



Features and Benefits

- Capacity: 679-5163 WPC (Watts per Cell)
- Enhanced cycling capability
- Designed for UPS applications
- Design life: 20 years @ 77°F (25°C)
- Rated at 100% capacity at initial discharge
- Long life Slide-Lock™ post seal design
- Flame retardant cover and container available
- Manufactured in EnerSys® ISO 9001:2008 registered production facilities


Type*	Nominal Voltage (V)	Watts/Cell** 15 min rate to 1.67 @ 77°F (25°C)	Nominal Dimensions							
			Length***		Width		Overall Height incl. Terminals		Typical Weight Unpacked	
			mm	in	mm	in	mm	in	kg	lbs
4DXC-5B	8	679	241	9.5	406	16.0	558	22.0	116	256
4DXC-7B	8	1001	241	9.5	406	16.0	558	22.0	138	303
4DXC-9B	8	1311	241	9.5	406	16.0	558	22.0	161	353
4DXC-11B	8	1650	424	16.7	406	16.0	576	22.7	231	507
4DXC-13B	8	1940	424	16.7	406	16.0	576	22.7	253	557
4DXC-15B	8	2226	424	16.7	406	16.0	576	22.7	276	606
4DXC-17B	8	2519	424	16.7	406	16.0	576	22.7	298	656
4DXC-19B	8	2855	513	20.2	406	16.0	576	22.7	354	781
4DXC-21B	8	3217	513	20.2	406	16.0	576	22.7	377	830
2DXC-19B	4	2692	241	9.5	406	16.0	576	22.7	170	373
2DXC-21B	4	3132	308	12.1	406	16.0	576	22.7	204	448
2DXC-23B	4	3433	308	12.1	406	16.0	576	22.7	215	473
2DXC-25B	4	3755	308	12.1	406	16.0	576	22.7	227	499
2DXC-27B	4	4103	424	16.7	406	16.0	576	22.7	267	587
2DXC-29B	4	4398	424	16.7	406	16.0	576	22.7	279	613
2DXC-31B	4	4643	424	16.7	406	16.0	576	22.7	290	638
2DXC-33B	4	4907	424	16.7	406	16.0	576	22.7	301	663
2DXC-35B	4	5163	424	16.7	406	16.0	576	22.7	309	680

* Prefix indicates number of total cells per jar. Suffix number indicates total plates per cell.

** Specific gravity 1.250, 1.215 also available

*** 0.25 inches must be added between units for spacing purposes when calculating total battery length.

2V AGM (Absorbed Glass Mat) Product Solutions



PowerSafe® DDM

The PowerSafe® DDM battery, with its optimized recombination technology and extra thick plates, provides excellent performance and service life for mission critical systems.



Features and Benefits

- Capacity: 292-4094 WPC (Watts per Cell)
- Container/Cover – Polypropylene flame retardant standard (UL94 V-0/L.O.I. 28%)
- Standard configurations certified to 1997 UBC Zone 4
- 100% “out of box” initial battery capacity
- Individual steel can provides flexible configuration with uniform and consistent compression
- Manufactured in EnerSys® ISO 9001:2008 registered production facilities

Type	Nominal Voltage (V)	Watts/Cell		Nominal Dimensions								Typical Weight Unpacked	
		15 min rate to 1.67 @ 77°F (25°C)		Length		Height		Depth (can)		Depth (module)		kg	lbs
				mm	in	mm	in	mm	in	mm	in		
2DDm35-07	4	292	112	4.4	165	6.5	333	13.1	366	14.4	19	42	
2DDm50-09	4	477	188	7.4	165	6.5	333	13.1	366	14.4	34	75	
2DDm50-13	4	716	265	10.4	165	6.5	333	13.1	366	14.4	50	109	
DDm50-17	2	954	176	6.9	165	6.5	333	13.1	366	14.4	34	75	
2DDm85-13	4	1054	265	10.4	165	6.5	519	20.4	554	21.8	76	167	
2DDm85-15	4	1230	303	11.9	165	6.5	519	20.4	554	21.8	89	195	
DDm85-21	2	1757	214	8.4	165	6.5	519	20.4	554	21.8	65	142	
DDm85-25	2	2108	252	9.9	165	6.5	519	20.4	554	21.8	74	164	
DDm85-27	2	2284	271	10.7	165	6.5	519	20.4	554	21.8	81	178	
DDm85-33	2	2811	328	12.9	165	6.5	519	20.4	554	21.8	98	218	
DDm100-21	2	1995	214	8.4	165	6.5	590	23.2	624	24.5	74	163	
DDm100-25	2	2394	252	9.9	165	6.5	590	23.2	624	24.5	87	192	
DDm100-27	2	2593	271	10.7	165	6.5	590	23.2	624	24.5	92	204	
DDm100-33	2	3192	328	12.9	165	6.5	590	23.2	624	24.5	115	256	
DDm125-25	2	3071	252	9.9	226	8.9	562	22.1	597	23.5	112	250	
DDm125-27	2	3327	271	10.7	226	8.9	562	22.1	597	23.5	121	268	
DDm125-33	2	4094	328	12.9	226	8.9	562	22.1	597	23.5	144	320	



PowerSafe® Towerline

The PowerSafe® Towerline single-cell batteries are engineered with valve-regulated, lead acid absorbed glass mat, gel electrolyte construction.



Features and Benefits

- Capacity: 750-6464 WPC (Watts per Cell)
- Single-cell, 2V
- Designed for UPS applications
- 15 year service life expected at 68°F (20°C)
- Flame retardancy case/cover according to Underwriters Laboratories (UL) USA

Type	Nominal Voltage (V)	Watts/Cell		Nominal Dimensions						Typical Weight Unpacked	
		15 min rate to 1.67 @ 77°F (25°C)		Length		Height		Depth (can)		kg	lbs
				mm	in	mm	in	mm	in		
2CP200	2	750	157	6.2	125	4.9	252	9.9	15	33	
2CP400	2	1314	198	7.8	136	5.4	349	13.7	30	66	
2CP450	2	1379	206	8.1	124	4.9	507	20.0	36	79	
2CP550	2	1685	206	8.1	145	5.7	507	20.0	42	94	
2CP650	2	1991	206	8.1	166	6.5	507	20.0	51	112	
2CP800	2	2451	210	8.3	254	10.0	507	20.0	60	132	
2CP900	2	2757	210	8.3	254	10.0	507	20.0	66	145	
2CP1000	2	3064	210	8.3	254	10.0	507	20.0	74	163	
2CP1200	2	2784	210	8.3	275	10.8	641	25.2	89	196	
2CP1400	2	3306	210	8.3	275	10.8	641	25.2	102	225	
2CP1600	2	3829	210	8.3	275	10.8	641	25.2	116	256	
2CP2000	2	4310	210	8.3	275	10.8	641	25.2	120	265	
2CP3000	2	6464	214	8.4	398	15.7	767	30.2	180	397	

6V and 12V AGM (Absorbed Glass Mat) Bloc Product Solutions



DataSafe® NPX

The DataSafe® NPX battery series is designed for high rate discharge applications. These batteries are used primarily where high power is required for a short duration.



Features and Benefits

- Capacity: 23-160 WPC (Watts per Cell)
- Designed for UPS applications
- Design Life: 3-5 years @ 77°F (25°C)
- Approved for shipping as non-hazardous, non-spillable
- UL recognized
- Operates in any position
- UL-94 V0 rated, flame retardant plastic
- 100% initial capacity
- Manufactured in EnerSys® ISO 9001:2008 registered production facilities

Type	FR Type*	Watts/Cell		Nominal Dimensions					Terminals	Weight		Internal Resistance (mΩ)
		Nominal Voltage (V)	15 min rate to 1.67 @ 77°F (25°C)	Length		Width		Overall Height incl.		kg	lbs	
				mm	in	mm	in	mm	in			
NPX-35-6	NPX-35-6FR	6	36	151	6.0	33	1.3	100	3.9	1	3	11
NPX-50-6	NPX-50-6FR	6	53	151	6.0	50	2.0	100	3.9	2	5	8
NPX-25	NPX-25FR	12	23	90	3.5	70	2.8	107	4.2	2	4	30
NPX-35	NPX-35FR	12	36	151	6.0	65	2.6	100	3.9	3	6	23
NPX-80	NPX-80FR	12	80	181	7.1	76	3.0	167	6.6	6	14	16
NPX-100	NPX-100FR	12	103	165	6.5	125	4.9	175	6.9	10	21	12
NPX-135	NPX-135FR	12	135	196	7.7	130	5.1	158†	6.2	12	26	8
NPX-150	NPX-150FR	12	160	197	8.0	165	6.5	170	6.7	14	32	7

All dimensions given are +/- 0.08 inches (2mm). All weights given are +/- 5%
 *FR: UL94-V0, Flame Retardant Case and Cover (Oxygen index: 28)
 †Height is top cover. Overall height, including terminal is dependent on the terminal configuration.



DataSafe® HX Top Terminal

The DataSafe® HX battery range is outstanding for high rate applications and is the ideal power source to protect vital systems.



Features and Benefits

- Capacity: 23-780 WPC (Watts per Cell)
- Designed specifically for UPS applications
- Electrochemistry optimized for high rate performance
- AGM (Absorbed Glass Mat) VRLA (Valve Regulated Lead Acid) technology
- Design life of 10 years
- Flame retardant case and cover to meet UL1778
- 100% initial capacity
- Classified as High Performance
- UL recognized and IATA approved (air freight)
- Manufactured in EnerSys ISO 9001:2008 registered production facilities

Type	Nominal Voltage (V)	Watts/Cell		Nominal Dimensions					Typical Weight		Short Circuit Current (A)	Max Discharge Current (Amps-2 min rate)	Internal Resistance (mΩ)
		15 min rate to 1.67 @ 77°F (25°C)		Length		Width		Height		kg			
				mm	in	mm	in	mm	in				
12HX25	12	23	90	3.5	70	2.8	107	4.2	2	4	415	50	20
12HX35	12	36	151	5.9	65	2.6	100	3.9	3	6	545	50	23
6XH50	6	53	151	5.9	50	2.0	99	3.9	2	5	835	75	8
12HX50	12	53	152	6.0	99	3.9	99	3.9	4	9	835	75	15
12HX80	12	80	181	7.1	76	3.0	167	6.6	6	14	800	150	16
12HX100	12	103	165	6.5	125	4.9	175	6.9	10	22	1045	196	12
12HX135B	12	135	196	7.8	130	5.1	180	7.1	12	26	1490	244	8
12HX135R	12	135	197	7.7	130	5.1	169	6.7	12	26	1490	244	8
12HX150	12	160	198	7.8	165	6.5	170	6.7	15	32	1740	298	7
12HX205	12	204	226	8.9	140	5.5	206	8.1	20	43	2775	439	5
12HX300	12	284	259	10.2	175	6.9	208	8.2	27	60	3175	503	4
12HX330	12	336	300	11.8	173	6.8	213	8.4	32	71	3700	586	3
12HX400	12	381	338	13.3	173	6.8	211	8.3	36	80	4225	670	3
12HX505	12	506	338	13.3	173	6.8	272	10.7	47	103	4510	913	3
12HX540	12	540	338	13.3	173	6.8	272	10.7	48	106	4775	961	3
6XH800	6	780	338	13.3	173	6.8	211	8.3	36	80	6200	1272	1

12V and 16V AGM (Absorbed Glass Mat) Bloc Product Solutions



DataSafe® HX Front Terminal

DataSafe® HX-FT batteries use proven VRLA technology, are conducive to incorporating monitoring systems and scale easily to larger capacity UPS systems with one-third fewer parallel battery strings.



Features and Benefits

- Capacity: 550-925 WPC (Watts per Cell)
- Smaller footprint per kilowatt
- Simplifies installation
- Improves reliability
- Complete front access
- Easy terminal access simplifies maintenance
- Eliminates wasted headspace found in typical top-terminated designs
- No costly slide out trays required to obtain terminal access
- Manufactured in EnerSys® ISO 9001:2008 registered production facilities

Type	Nominal Voltage (V)	Watts/Cell 15 min rate to 1.67 @ 77°F (25°C)	Nominal Dimensions						Typical Weight		Short Circuit Current (A)	Internal Resistance (mΩ)
			Length		Width		Height		kg	lbs		
			mm	in	mm	in	mm	in				
16HX550F-FR	16	550	692	27.2	117	4.6	313	12.3	69	151	4070	4
12HX680F-FR	12	680	541	21.3	213	8.4	246	9.7	67	148	5960	2
16HX800F-FR	16	800	692	27.2	177	7.0	313	12.3	105	232	6415	3
16HX925F-FR	16	925	692	27.2	177	7.0	313	12.3	113	248	6950	2

12V AGM (Absorbed Glass Mat) Bloc Product Solutions



Genesis® XE

The Genesis® XE Thin Plate Pure Lead (TPPL) battery excels in demanding environmental and cycling applications for short duration UPS, 10 seconds – 5 minutes.



Features and Benefits

- Capacity: 253-1412 WPC (Watts per Cell)
- UL94 V-0 flame retardant case and cover
- -40°F (-40°C) to 176°F (80°C) with metal jacket
- High rate charge and discharge
- Superior deep discharge recovery
- UL recognized and IATA approved (air freight)
- Thin Plate Pure Lead (TPPL) design
- Cost-effective alternative to flywheels
- Manufactured in EnerSys ISO 9001:2008 registered production facilities

Type	Nominal Voltage (V)	Watts/Cell 30 Seconds to 1.67 @ 77°F (25°C)	Nominal Dimensions						Overall Weight		Typical Short Circuit Current (A)	Internal Resistance (mΩ)
			Length		Width		Height		kg	lbs		
			mm	in	mm	in	mm	in				
XE13	12	253	175.0	6.89	83.1	3.27	129.0	5.08	5	12	1040	12
XE16	12	315	180.8	7.12	75.9	2.99	166.9	6.57	6	14	1160	11
XE30	12	496	165.9	6.53	175.0	6.89	125.0	4.92	10	23	1985	6
XE40	12	781	196.6	7.74	165.1	6.50	169.9	6.69	16	35	2780	5
XE60	12	1128	275.6	10.85	171.7	6.76	180.8	7.12	22	49	4170	3
XE70	12	1110	328.7	12.94	166.1	6.54	174.0	6.85	26	57	3790	3
XE95	12	1412	329.9	12.99	172.5	6.79	218.9	8.62	35	78	4635	3



EnerSys World Headquarters


2366 Bernville Road
Reading, PA 19605
Tel: +1-610-208-1991
+1-800-538-3627

EnerSys EMEA

EH Europe GmbH
Löwenstrasse 32
8001 Zürich, Switzerland
Tel: +41 (0) 44 215 74 10

EnerSys Asia

152 Beach Road
Gateway East Building #11-03
Singapore 189721
Tel: +65 6508 1780



© 2013 EnerSys. All rights reserved.
Trademarks and logos are the property of EnerSys
and its affiliates, except ISO and Slide-Lock,
which are not the property of EnerSys.

www.enersys.com

Publication No. US-UPS-FL-004-April 2013
Subject to revisions without prior notice. E.&O.E.